










Protein Monitoring 2015 - Carlin West



Grower : Ed and Jesse
Farm : OLC
Field : Carlin West
Year : 2015
Operation : Protein Monitoring
Crop / Product : NO Product
Op. Instance : Instance - 1
Area : 0.00 ac
Length : 0.00 ft
Count : 2301

Protein Content (%)

| | |
|---|---------------|
|  | 17.00 - 18.00 |
|  | 16.00 - 17.00 |
|  | 15.00 - 16.00 |
|  | 14.00 - 15.00 |
|  | 13.00 - 14.00 |
|  | 12.00 - 13.00 |
|  | 11.00 - 12.00 |
|  | 10.00 - 11.00 |
|  | 9.00 - 10.00 |